


# CONTENTS


PREFACE TO NEW BOOKS in the PARTNERS IN LEARNING SERIES . . . . . ix


INTRODUCTION . . . . . 1

**SECTION ONE: READINGS LINKING THEORY AND RESEARCH TO CORE PRACTICES . . . . 41**

**CHAPTER 1: Personalize Relationships and Learning in the Classroom . . . . . 43**

 **Practice 1: Develop positive relationships among and between students and teachers.**

 **Practice 2: Emphasize personalized, student-centered learning.**

 **Practice 3: Integrate multiple ways of knowing and learning.**

    A Personalization Primer. . . . . 43

        (1) What Does the Research Say? . . . . . 43

        (2) Personalized Schools Emphasize . . . . . 44

        (3) Principles of Personalization . . . . . 46

        (4) Personalizing Learning and the Learning Environment . . . . . 47

        (5) Making Learning Personal for Yourself . . . . . 48

        (6) Making Learning Personal for Your Students. . . . . 50


        (7) Personalized Learning Demands Personalized Teaching. . . . . 51


        (8) Personalized Teaching Supports Relevant and Rigorous Learning by... . . . . 51

        (9) Personalization in Small Schools and Smaller Learning Communities . . . . . 53

        (10) What Does a Personalized Learning Environment Look and Feel Like?. . . . . 54

**CHAPTER 2: Co-Create a Respectful, Responsible, High-Performing, and Cohesive Learning Community . . . . . 57**

 **Practice 4: Establish clear norms, boundaries, and procedures.**

 **Practice 5: Build a cohesive community of learners.**

    (11) What Creates a Sense of Community? . . . . . 57

    (12) Is Your Classroom a Learning Community?. . . . . 60

    (13) When Is a Group Not a Community of Learners?. . . . . 62

    (14) What Are the Benefits of Building a Learning Community? . . . . . 63

    (15) What Does It Take to Build a High-Performing Group?. . . . . 65

**CHAPTER 3: Meet Adolescents’ Developmental and Cultural Needs . . . . . 67**

**HH Practice 6: Provide high expectations and high-personalized support.**

    (16) Some Benchmarks of Adolescent Development. . . . . 67


    (17) 25 More Things You Should Know That Influence Adolescents’ Success in School and Life . . . . . 71

    (18) Factors Associated with Resilience and Positive Life Chances . . . . . 75

    (19) What Should We Know about How Adolescents Learn?. . . . . 77

    (20) Developmentally Appropriate Practice—Teaching to Adolescents’ Developmental Realities. . . . . 78

    (21) The Difference between Expectations and Standards . . . . . 83

(22) Give Students High Support to Meet Your Expectations . . . . .	85
(23) What Does High Personalized Support Look Like? . . . . .	87
(24) The Feeling-Learning Connection. . . . .	89
(25) Personalized Learning and Support Increases Motivation. . . . .	89
(26) Different Support for Different Students . . . . .	92
<b>CHAPTER 4: Meet Adolescents' Cultural and Developmental Needs . . . . .</b>	<b>95</b>
 <b>Practice 7: Affirm diversity in your classroom.</b>	
(27) Affirm Diversity in Your Classroom. . . . .	95
(28) Know Yourself and Know Your Students . . . . .	96
(29) Know Your School and The Dominant Culture That Shapes It . . . . .	100
(30) How Does Privilege Work in High School? . . . . .	101
(31) Countering Hidden Privilege . . . . .	103
(32) Becoming a Culturally Responsive Teacher . . . . .	108
(33) Affirming Diversity in Your High School. . . . .	109
<b>CHAPTER 5: Model, Teach, Practice, and Assess Life Skills . . . . .</b>	<b>111</b>
<b>Self-awareness, self-management, and self-expression (personal efficacy);</b>	
<b>Interpersonal communication and problem solving (social efficacy);</b>	
<b>Cooperation, participation, and leadership (group efficacy).</b>	
(34) What are Life Skills?. . . . .	111
(35) Why Model, Teach, Practice, and Assess Life Skills? . . . . .	115
(36) Infusing Life Skills into Daily Classroom Practice. . . . .	115
<b>CHAPTER 6: Putting the Practices to Work . . . . .</b>	<b>119</b>
A Tale of Two Classrooms . . . . .	119
(37) An Annotated Description of Key Classroom Practices. . . . .	126
A REAL Approach to Classroom Practice . . . . .	130
A REAL Classroom Practices Checklist . . . . .	131
<b>SECTION TWO: GETTING STARTED . . . . .</b>	<b>135</b>
<b>CHAPTER 7: Before the School Year Begins . . . . .</b>	<b>137</b>
Write a letter to parents or guardians or create a videotape for families of your students . . . . .	137
Design an assessment and record keeping system that is standards and learning-friendly . . . . .	139
Stock up on basic learning tools and supplies. . . . .	155
Arrange desks and chairs in a way that makes it easy to see everyone and learn their names. . . . .	156
Make the classroom "ours". . . . .	157
<b>CHAPTER 8: The First Day of Class . . . . .</b>	<b>159</b>
Some first day goals . . . . .	159
What is your most effective teaching stance for the first day of class? . . . . .	160
A first day teaching stance might look like this . . . . .	161
A few words about developing a culture of caring . . . . .	162
A sampling of activities and procedures for the first day of class . . . . .	162


**CHAPTER 9: The First Month, Day by Day** . . . . . 171

- Why these three learning goals? . . . . . 171
- Making time for “both-and” instead of choosing “either-or” . . . . . 173
- Preparing yourself to shift your teaching focus during the first month . . . . . 173
- A day by day agenda for the first month . . . . . 175


**CHAPTER 10: The Challenges of Changing Classroom Practices** . . . . . 193

- Assumptions about students and learning in high school . . . . .
- Implementing new practices in the classroom . . . . . 196
- Tracking what you’re trying. . . . . 196
- Going solo or working together?. . . . . 197
- Nine strategies for changing classroom practices . . . . . 198
- Become an advocate for the school students deserve . . . . . 201
- Final suggestions . . . . . 202


**SECTION THREE: THE CORE PRACTICES** . . . . . 203

 **CHAPTER 11: Practice 1: Develop Positive Relationships Among and Between Students and Teachers** . . . . . 205

- Meet and Greet Students *Activities pages 206–208*
- Gather Data and Key Information about Your Students *Activities pages 208–214*
- Learn Students’ Names *Activities pages 215–217*
- Create Opportunities for Students to Get to Know Each Other and Work Together *Activities pages 217–219*
- Make Connections through 10-Second “Hits” *Activities pages 219–220*
- Create Opportunities When You Only Listen *Activities pages 220–221*
- Make Time for Meaningful Closing Activities *Activities pages 222–223*

 **CHAPTER 12: Practice 2: Emphasize Personalized, Student-Centered Learning** . . . . . 225

- Offer Choices from Day One *Activities pages 226–227*
- Make Personal Goal-Setting and Reflection Regular Practices *Activities pages 228–234*
- Use Self-Assessment Tools throughout the Course *Activities pages 235–238*
- Invite Students’ Worlds Into the Classroom *Activities pages 238–240*
- Increase Engagement through Well Paced, Student-Centered Learning and Instruction *Activities pages 240–249*
- Make Project- and Problem-Based Learning Part of Every Unit *Activities pages 250–256*
- Encourage Independent Learning *Activities pages 257–267*

 **CHAPTER 13: Practice 3: Integrate Multiple Ways of Knowing and Learning** . . . . . 269

- Explore Ways You Learn and Remember *Activities pages 270–273*
- Set the Stage for Cooperative Learning *Activities pages 274–277*
- Think About How You Want to Group Students *Activities pages 278–282*
- Use Collaborative Learning Strategies *Activities pages 283–289*
- A Quick Tour of Differentiated Learning and Instruction *Activities pages 289–293*

	<b>CHAPTER 14:</b> Practice 4: Establish Clear Norms, Boundaries, and Procedures . . . . .	295
	Clarify Classroom Boundaries <i>Activities pages 296–297</i>	
	Create a Vision of Your Classroom Community <i>Activities pages 297–299</i>	
	Talk About the Issue of Respect <i>Activities pages 300–302</i>	
	Make Group Guidelines and Agreements <i>Activities pages 302–306</i>	
	<b>CHAPTER 15:</b> Practice 5: Build a Cohesive Community of Learners . . . . .	307
	Introduce Gatherings <i>Activities pages 309–313</i>	
	Introduce Closings <i>Activities pages 313–317</i>	
	Introduce Teambuilding Activities <i>Activities pages 318–320</i>	
	Assess Cooperation, Group Participation, and Leadership Skills <i>Activities pages 320–326</i>	
	Form Home Groups <i>Activities pages 327–329</i>	
	Create Routines and Rituals that Involve Every Student <i>Activities pages 329–331</i>	
	Recognize and Celebrate the Group’s Efforts and Accomplishments <i>Activities pages 331–333</i>	
	Recognize Individual Accomplishments In and Out of the Classroom <i>Activities pages 333–334</i>	
	Teach Win-Win Basics <i>Activities pages 335–337</i>	
	Create Opportunities for Negotiated Learning <i>Activities pages 337–339</i>	
	Use Class Meetings to Support and Maintain a High-Functioning Group <i>Activities pages 339–344</i>	
	Make Group Talk Good Talk <i>Activities pages 344–358</i>	
<b>HH</b>	<b>CHAPTER 16:</b> Practice 6: Provide High Expectations and Personalized Support . . . . .	359
	Identify Your Big Goals, Expectations, and Daily Learning Objectives <i>Activities pages 360–363</i>	
	Create a Culture of Quality and Completion Where Every Student Is Expected to Succeed <i>Activities pages 364–373</i>	
	Provide Steady Doses of Encouragement <i>Activities pages 373–374</i>	
	Use Student and Teacher Feedback to Increase Learning <i>Activities pages 374–384</i>	
	Help Students Become School Smart <i>Activities pages 385–390</i>	
	Help Students Develop a Sense of Optimism <i>Activities pages 391–393</i>	
	Help Students Take Responsibility for their Learning through Conferencing and Problem Solving <i>Activities pages 393–394</i>	
	Explore How to Give and Get Support <i>Activities pages 395–399</i>	
	<b>CHAPTER 17:</b> Practice 7: Affirm Diversity in Your Classroom . . . . .	401
	Welcome Diversity into the Classroom <i>Activities pages 402–404</i>	
	Become More Culturally Aware of the Students You Teach <i>Activities page 404</i>	
	Observe What Students Do <i>Activities page 405</i>	
	Teach Students to Match Their Behaviors to the Setting <i>Activities page 405</i>	
	Consider Students’ Cultures and Language Skills in Developing Lessons <i>Activities page 405</i>	
	Make Lessons Explicit <i>Activities page 406</i>	
	Promote Student On-Task Behavior <i>Activities page 407</i>	
	Countering Harassment and Becoming Allies <i>Activities pages 408–412</i>	

**APPENDIX A:** A Personal Conferencing Primer . . . . . 415

**APPENDIX B:** Learning Protocols for Professional Development . . . . . 433

    Prereading Protocols. . . . . 435

    While-You-Read Protocols . . . . . 444

    Small- and Large-Group Protocols . . . . . 452

    Products / Presentations / Report Outs. . . . . 454

    Assessment / Feedback / Planning / Closings / Final Thoughts . . . . . 461

**APPENDIX C:** Bibliography & Suggested Resources . . . . . 468